

University Politehnica of Bucharest

SCIENTIFIC BULLETIN

Series D: Mechanical Engineering

Volume 83, Issue 2, 2021

UNIVERSITATEA
POLITEHNICA

Editor-in-Chief

Ecaterina ANDRONESCU

Co-EditorsCorneliu BURILEANU, Nicolae
ȚĂPUȘ*Series Editors***Ștefan PASTRAMĂ, Mihai PREDOI, Nicolae VASILIU***Executive Series Editor***Sanda Carmen GEORGESCU***Editorial Board***Cristian ANDREESCU**University POLITEHNICA of
Bucharest**Bjarne ANDRESEN**

University of Copenhagen

Viorel BADESCUUniversity POLITEHNICA of
Bucharest**Adrian BEJAN**

Duke University

Damien CHABLAT

Universite de Nantes

Traian CICONEUniversity POLITEHNICA of
Bucharest**Veturia CHIROIU**Institute of Solid Mechanics,
Romanian Academy**Dan CONSTANTINESCU**University POLITEHNICA of
Bucharest**Sterian DANĂILĂ**University POLITEHNICA of
Bucharest**Marian GHEORGHE**University POLITEHNICA of
Bucharest**Georgeta IONASCU**University POLITEHNICA of
Bucharest**Xin-Jun LIU**

Tsinghua University, Beijing

J.A.G. KNIGHT

De Montfort University Leicestershire

Dan MATEESCU

University Mc Gill, Canada

Michel J. MORAN

The Ohio State University

Jacque PADET

Université de Reims

Ioan PARASCHIVOIU

École Polytechnique de Montréal

Mircea RADEȘUniversity POLITEHNICA of
Bucharest**Serban RAICU**University POLITEHNICA of
Bucharest**Lacramioara Diana ROBESCU**University POLITEHNICA of
Bucharest**Pierre ROCHELLE**

Universite de Paris X-Nanterre

Radu RUGESCUUniversity POLITEHNICA of
Bucharest**Cezar SCARLAT**University POLITEHNICA of
Bucharest**Enrico SCIUBBA**

Sapienza Universita di Roma

Ioan SEBEȘANUniversity POLITEHNICA of
Bucharest**Rosario SINATRA**

Universita di Catania

Virgil STANCIUUniversity POLITEHNICA of
Bucharest**Pascal STOUFFES**Universite de Pau et des Pays de l'
Adour**Paulo TAVARES de CASTRO**

Universidade do Porto

Andrei TUDORUniversity POLITEHNICA of
Bucharest**Gheorghe VOICU**University POLITEHNICA of
Bucharest*Sub-editors***Florentina Neli MINCĂ, Anamaria CENJA**

Kinematics analysis and experimental research of deep sea mining robot

Yun Liu, Yong Jiang

Design of control for a serial robot with actuator failures

Le Ngoc Truc, Nguyen Phung Quang

3D-printed adapter for a robot gripper: decisions and failures

Stefan Persinaru, Diana Popescu, Viorica Desuraune

Coupled free vibrations of fluid-structure interaction system

Abdelghani Seghir

Research on the optimal shape of high-pressure tanks for vehicles with vertical take-off and landing

Alexandru – Mihai Cișmilianu, Mihaela Năstase, Ionuț Cosmin Oncescu

Interaction between a moving oscillator with dry friction and an infinite Euler-Bernoulli beam on viscoelastic foundation – Green's functi

Traian Mazilu, Vlăduț-Marian Dinu

Experimental study of the bogie vertical vibration - correlation between bogie frame accelerations and wheelsets accelerations

Mădălina Dumitriu, Ioan Cristian Cruceanu, Dorina Fologea

Train formation plan on hub-and-spoke network configuration

Armand-Șerban Stere

Aspects of multipoint contact at switch traversal

Mihaela Cristina Tudorache, Ionuț Neagoe, Razvan Andrei Oprea

Study on the design and matching of injection parameters of high pressure common rail diesel engine

Jixin Liu, Shuangfeng Han, Fengju Hu, Runqiang Liu

Performance of a semicircular microchannel heat sink in cooling of electronic devices

Sunny Chandra, Om Prakash

CFD analysis of compressible flows through nozzles and diffusers

Kalin Krumov, Nina Penkova, Penka Zlateva

Failure analysis of turboprop medium courier aircrafts

Marius-Alexandru Voicu, Ion Fuiorea

Analytical and numerical investigation of flow through a labyrinth seal

Andreea Mandra, Florin Florean, Andrei Radu

Thermal influence on positioning error and position repeatability of a machining center axes

Flavia Artimon, Constantin Stochioiu, Gheorghe Popan

Effect of synthesis method on the mechanical behaviour of near net shaped aluminium metal matrix hybrid composites

P.Shanmugasundaram Palanisamy, Prasanna Venkatesan, R.Kalaiselvi, N.Ashok

Bonnet cable defect analysis using Six sigma DMAIC techniques

Dina Diga, Irina Severin

Theoretical and experimental determination of interior ballistics parameters of a recoilless gun

Ovidiu Iorga, Mihail Munteanu, Tudor Viorel Țigănescu, Alexandru Marin, Raluca Elena Ginghină, Andrei Șchiopu

Minimization of surface roughness and maximization of material removed rate during machining of titanium alloy TI-6AL-4V

Younes Belbellaa, Nabil Kribes, and Mohamed Athmane Yaltese

Effects of Welding Methods on the Structural Properties of Austenitic Stainless Steel - X2CrNiMo17-12-2 Pipes Repaired by Welding

Florina Ionescu, Gheorghe Solomon, Delia Gârleanu, Gabriel Gârleanu and Ion Mihai Vasile

Structural analysis of a profiled tumbler used within a machine for modelling bagels dough

Mariana-Gabriela Munteanu, Gabriel-Alexandru Constantin, Gheorghe Voicu, Elena-Mădălina Ștefan, Virgil Tudose

Strength calculations performed on the spiral casing of a Francis turbine operating in secondary control regime

Eugen Birtarescu, Viorel Constantin Câmpian, Dorian Nedelcu

Numerical investigation on static and buckling behaviors of a mast support for H-rotor Darrieus turbine under external loading

Fateh Ferroudji, Soumia Benbouta, Toufik Outtas

Research on the draft force estimation of variable width ploughs

Cristian Nutescu, David Ladislau, Mihai Matache, Iuliana Gageanu

Research into operating modes of the air injector of the milking parlor flushing system

Iryna Gunko, Ihor Babyn, Elchyn Aliiev, Vitaliy Yaropud, Anatoliy Hrytsun

Research on the aircraft nose wheel steering system's simulation and fault analysis

Xudong Shi, Xinjie Chang, Xu Wang, Fujun Ying

Special aspects of soybean drying with high seedling vigor

Vadim Paziuk, Zhanna Petrova, Oleksii Tokarchuk, Yurii Polievoda

SPECIAL ASPECTS OF SOYBEAN DRYING WITH HIGH SEEDLING VIGOR

Vadim PAZIUK¹¹, Zhanna PETROVA², Oleksii TOKARCHUK³,
Yurii POLIEVODA⁴

The complexity of soybean drying is caused by the structure of the bean, which consists of a shell and a kernel with different respective reaction to thermal effects.

Drying at low temperatures from 30 to 40°C significantly increases the duration of the process, which can affect the quality characteristics of the material and substantially increase energy costs. Drying at high temperatures of a heating medium affects the seed properties of the material. Therefore, there is a need to develop the technological modes that will reduce the duration of the process while preserving high seedling vigor of the material.

In order to accomplish the assignment, we studied the process of drying a simple layer of soybean in a modern drying stand with computer processing of experimental findings.

Keywords: process of drying, soybean seeds, stepwise mode, kinetics for drying.

1. Introduction

Theoretical studies make it possible to calculate the kinetics of the drying process of soybean seeds in the second drying period by determining the corresponding coefficients and the necessary drying time at various temperature conditions.

The specificity of drying soybean is about the bean tending to give away moisture slowly and easily traumatized by mechanical impact. Soybean shell also dries out quicker than kernel, gets bigger in size and, being pushed out by the kernel, breaks off causing seed lobes to split apart. Soybeans are dried in aerated bins, drying towers, conveyor belt dryers and tunnel dryers.

Based on the findings of such authors as Broker D.B., J.B. Franca Neto, Krzyzanowski F.C., Afrakhteh S., G.M. Stankevich, V.I. Atanazevich, etc., the temperature, to which the material is heated, should not exceed 43°C. However, there are studies that demonstrate temperature increase up to 60°C [1-6].

¹ Associate Professor D.Sc. Institute of Engineering Thermophysics of NAS of Ukraine, e-mail: vadim_pazuk@ukr.net

² Professor D.Sc. Institute of Engineering Thermophysics of NAS of Ukraine, e-mail: bergelzhanna@ukr.net

³ Associate Professor, Vinnytsia National Agrarian University, Ukraine, e-mail: tokarchyk08@ukr.net

⁴ Associate Professor, Vinnytsia National Agrarian University, Ukraine, e-mail: vinyura36@gmail.com

The experiments of drying soybean from the initial moisture of 22% to the final moisture of 12% at the heating medium temperature of 54.4°C and 40% moisture show reduction in germination capacity, cracking and increased number of cracks on shells [4]. Overdrying problem may arise if percentage of air moisture is below 35-40%. Severe overdrying may cause reduction in seed viability and the increased crispiness [7]. In view of the above problems, an optimal combination of drying parameters needs to be found to minimize impairment of seed quality.

Therefore, we allow for the needed soybean drying temperature range of 40-60°C.

Modern drying equipment with computer processing of the data obtained allows for more precise definitions of drying modes based on the following seed germination studies [8-13]. We obtained experimental data of high accuracy regarding changes in temperatures of soybean heating and the weight of the material during the study. Research program provides for building diagrams to show the kinetics of the soybean drying process and drying speed.

2. Materials and method

It is most appropriate to determine the drying regime according to the biological properties of the grain.

Acceptable values of temperatures at different time values of impact on the grains, which does not affect the processes of life in it, depend on the moisture content of the grain – the higher the humidity, the lower the permissible values of temperatures.

The temperature change of the grain and the reduction of the material mass were determined using special devices and the developed program in an automatic mode on a convective drying stand (fig. 1). In order to assess the quality of the wheat seeds, the standard methods of research were provided by SS 4138 - 2002 and SS 2240 - 1993 (State Standard 4138 - 2002, 2003; State Standard 2240 - 1993, 1994).

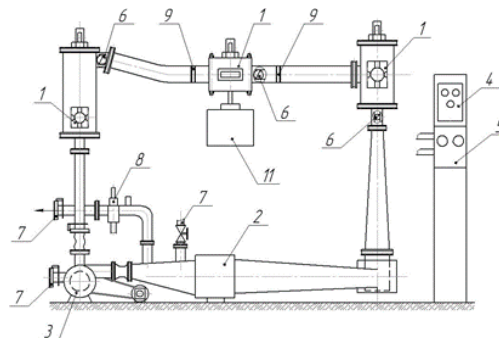


Fig. 1. Scheme of the experimental stand: 1 – drying chamber; 2 – heater; 3 – fan; 4 – temperature controller; 5 – control panel; 6 – thermometers; 7 – pipe fittings; 8 – psychrometer; 9 – special gratings; 10 – a bar of scales; 11 – scales

The research program involves removing the wheat drying kinetics by recording the changes in the mass of the material, temperatures of the coolant and in the middle of the material.

3. Paper contents

Findings of soybean drying studies are presented in fig. 2 – 4.

As the temperature increases the duration of soybean drying substantially decreases, i.e. with 20°C temperature increase (from 40 to 60°C) the duration drops by 100 min, or 70% total time (fig.2).

The intensity of the drying process can be achieved through the stepwise mode of 60/50°C. Applicability of the stepwise mode is defined on the basis of quality indicators of the material.

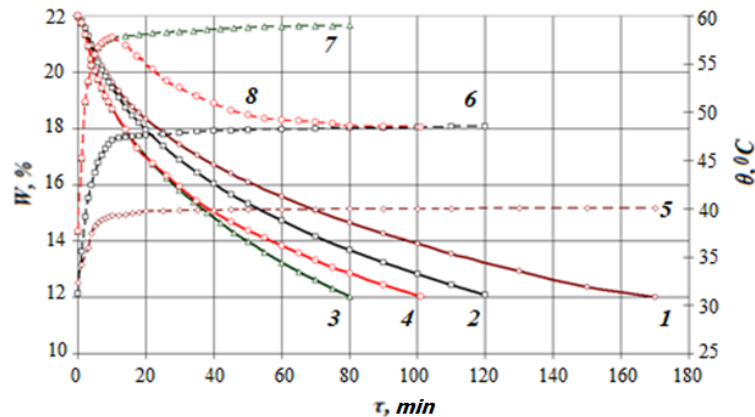


Fig. 2. Influence of heating medium temperature and soybeans heating temperature on the duration of drying: $W_n = 22\%$ (initial humidity), $V = 1.5$ m/s (velocity of the coolant), $d = 10$ g/kg d. a. (moisture content of dry air), $\delta = 2$ mm (grain layer thickness):
1 – 40°C, 2 – 50°C, 3 – 60°C, 4 – 60/50°C

Implementation of the stepwise process allowed to reduce the heating medium temperature in the area of low moisture of the material which improves seed quality and allows to expedite the process by 23%.

During the stepwise drying process 60/50°C the heating medium temperature changes in the following way: heating at temperature 60°C – 8 min, transition from the temperature of 60 to 50°C – 22 min, drying at the temperature of 50°C – 71 min. Thus, 70% of the time is taken for drying at the heating medium temperature of 50°C.

As the heating medium temperature increases, so does the maximum drying speed. Thus, with the temperature of 40°C the drying speed is 0.3%/min. Temperature increase to 60°C raises the drying speed to 0.47%/min. The critical point is also shifted with the temperature increase towards the moisture reduction from 21.1 – 20.7% (fig. 3).

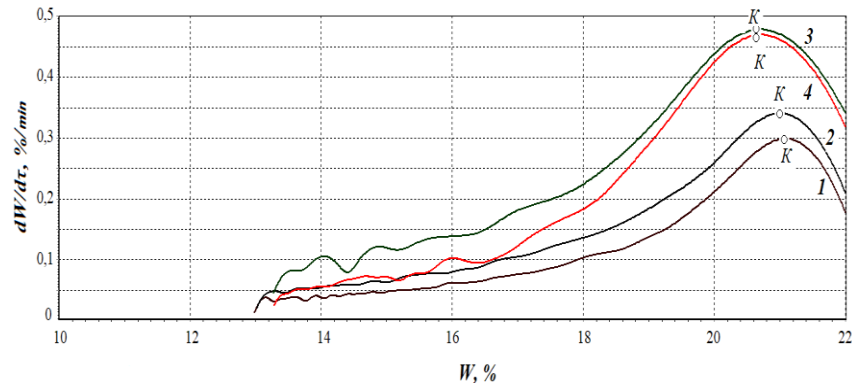


Fig. 3. Influence of heating medium temperature on soybeans drying speed: $W_n = 22\%$, $V = 1.5$ m/s, $d = 10$ g/kg d. a., $\delta = 2$ mm: 1 – 40°C, 2 – 50 °C, 3 – 60°C, 4 – 60/50°C

Fig. 4 shows researched correlations between seedling vigor and drying modes of soybeans, «Knyazhna» variety, on the 7th day of germination.

When analyzing the germination rate of «Knyazhna» variety we detect high (99%) germination in the stepwise mode 60/50°C, with all other outlined modes the seedling vigor being lower. Even with the temperature of 40°C germination rate is 96% which is 3% lower than the rate at stepwise mode 60/50°C.

Visualization of germination capacity of «Knyazhna» variety is shown on fig. 5.

In the frame of fig. 4 we demonstrate changes in soybean germination influenced by heating medium temperature with the initial moisture of 22% and heating medium movement rate of 1.5 m/s. Visual estimation of germination gives higher rate than the initial one, meaning that heat processing under the stepwise mode of 60/50°C improves seed capacity of the material.

We have also analyzed changes in seed material with heating medium temperature of 50°C from the change in the initial moisture and heating medium movement rate.

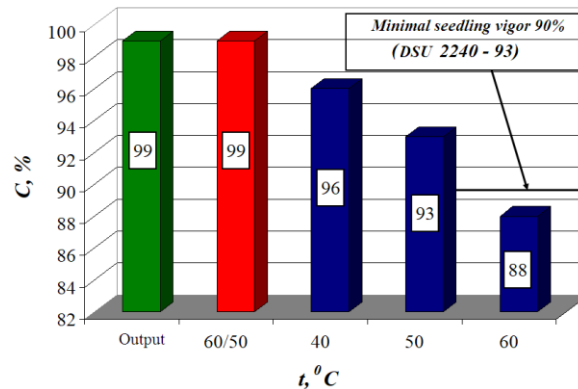


Fig. 4. Influence of heating medium temperature on the 7th day of soybeans germination: $W_n = 22\%$, $V = 1.5$ m/s, $d = 10$ g/kg d.a.

10°C increase in heating medium temperature within the temperature range of 40 - 60°C reduces soybean germination by 3%. Initial moisture increase from 16 to 22% at the 50°C heating medium temperature reduces germination by 2%, while movement rate change from 1.5 to 1.0 m/s does so by 1%. We used V.V. Krasnikov [9] method to calculate moisture exchange kinetics for drying soybean seeds.

Drying curves and drying speed curves of capillary-porous bodies, irrespectively of the variety of drying modes and differences in moisture and heat transference mechanisms within the wide range of heating medium temperatures, are basically the same.

The curves contain two periods, the second period being divided into two or three parts, critical points W_{K1} , W_{K2} and W_{K3} are identified. The difference is in quantities. Similar analogy is also identified in comparison of drying curves and drying speed curves of the material with different drying methods, i.e. the differences in drying modes and methods don't result in changes of drying curves and drying speed curves for this material.

In view of the above, the empirical coefficient values, that arise from the material properties, should be taken into account at mathematical description of the moisture exchange dynamics during the second phase of drying. Normally, those coefficients are defined directly during the experimental drying of the material.




Fig. 5. The pictures of germination rates of soybean seeds, «Knyazhna» variety, on the 7th day of germination under various drying modes

Drying curve equation for the first phase is written as:

$$W = Wn - N\tau \quad (1)$$

The second drying phase starts at all W_{K_1} modes and time τ , equal to the duration of the first drying phase.

The equation for the first part of the second phase is written as:

$$\lg(W - Wp) = \lg(W_{K_1} - Wp) - K_1\tau_1 \quad (2)$$

$$W_{K_1} \geq W \geq W_{K_2},$$

where K_1 – is drying coefficient of the 1st part of the second phase;

τ_1 – time, starting from the beginning of the 1st part of the second phase.

The equation for the second part of the second phase is written as:

$$\lg(W - Wp) = \lg(W_{K_2} - Wp) - K_2\tau_2 \quad (3)$$

$$W_{K_2} \geq W \geq W_{K_3},$$

where K_2 – is drying coefficient of the 2nd part of the second phase;

τ_2 – time, starting from the beginning of the 2nd part of the second phase.

The equation for the third part of the second phase is written as:

$$\lg(W - Wp) = \lg(W_{K_3} - Wp) - K_3\tau_3 \quad (4)$$

$$W_{K_3} \geq W \geq W_K,$$

where K_3 – is drying coefficient of the 3rd part of the second phase;

τ_3 – time, starting from the beginning of the 3rd part of the second phase;

Wp – represents the equilibrium moisture content of the material;

W_K – defines final moisture content of the material dried.

Coefficients K_1 , K_2 and K_3 – are the coefficients of drying, that are numerically equal to tangents of the angles of slope of the rectilinear segments to the axis τ in semilogarithmical anamorphosis. The value of these coefficients depends on the kind of wet material, its properties, drying mode and method.

The influence of the mode on the coefficients K_1 , K_2 and K_3 can be expressed by N – the maximum drying rate of the material under the given mode in the first drying phase (or the maximum drying speed under the given Wn if the first phase is absent). This is possible because N is a generalized value, which reflects impact of all parameters that influence the material drying speed and applies to the second drying phase.

$$K_1 = \chi_1 \cdot N \quad (5)$$

$$K_2 = \chi_2 \cdot N \quad (6)$$

$$K_3 = \chi_3 \cdot N \quad (7)$$

The values χ_1 , χ_2 , χ_3 – are relative drying coefficients and are different in two (three) parts of the second phase. They are defined by the form the moisture is

connected to the material, its structure and drying method, but do not depend on the mode.

Relative drying coefficients are easily defined on the basis of research curve under the following formula:

$$\chi_1 = \frac{\lg(W_{K_1} - Wp) = \lg(W_{K_2} - Wp)}{N \max \cdot \tau_1} \quad (8)$$

$$\chi_2 = \frac{\lg(W_{K_2} - Wp) = \lg(W_{K_3} - Wp)}{N \max \cdot \tau_2} \quad (9)$$

$$\chi_3 = \frac{\lg(W_{K_3} - Wp) = \lg(W_{K_4} - Wp)}{N \max \cdot \tau_3} \quad (10)$$

Total duration of the drying process τ_T (excluding warm-up phase) consists of the drying duration in the first phase τ_1 , and the second phase, which is divided into parts (τ_2 , τ_3 and τ_4):

$$\tau_T = \tau_1 + \tau_2 + \tau_3 + \tau_4 \quad (11)$$

By solving equations (1) - (4) regarding τ and using the formulas (5) - (7) we come up with the formula that calculates the duration of the drying process in every part of the process.

Drying duration in the first phase is equal to:

$$\tau_1 = \frac{Wn - W_{K_1}}{N} \quad (12)$$

Drying duration in the 1st part of the second phase:

$$\tau_1 = \frac{1}{\chi_1 N} \lg \frac{W_{K_1} - Wp}{W_{K_2} - Wp} \quad (13)$$

Drying duration in the 2nd part of the second phase:

$$\tau_2 = \frac{1}{\chi_2 N} \lg \frac{W_{K_2} - Wp}{W_{K_3} - Wp} \quad (14)$$

Drying duration in the 3rd part of the second phase:

$$\tau_3 = \frac{1}{\chi_3 N} \lg \frac{W_{K_3} - Wp}{W_{K_4} - Wp} \quad (15)$$

The total duration of drying grain, oil, vegetable and technical crops (excluding the first drying phase) comprises:

$$\tau_{\text{est}} = \frac{1}{N} \left(\frac{1}{\chi_1} \lg \frac{W_{K_1} - Wp}{W_{K_2} - Wp} + \frac{1}{\chi_2} \lg \frac{W_{K_2} - Wp}{W_{K_3} - Wp} + \frac{1}{\chi_3} \lg \frac{W_{K_3} - Wp}{W_{K_4} - Wp} \right) \quad (16)$$

To study soybean drying kinetics we built graph in the system of semi logarithmical axes $\lg(W - Wp)$ based on the timing of the experiment (fig. 6).

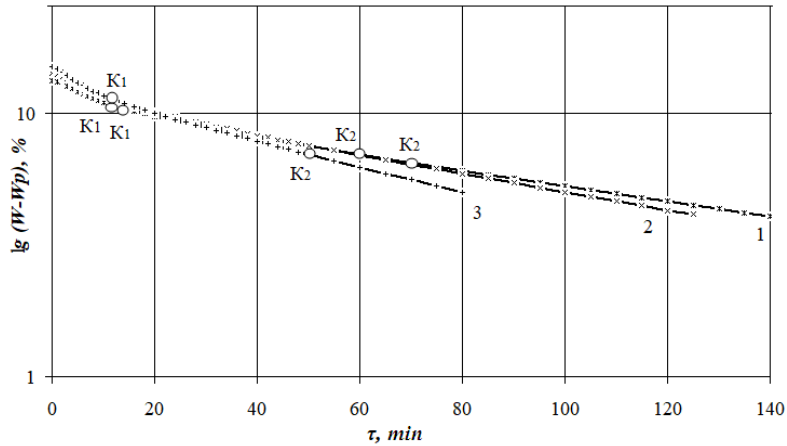


Fig. 6. Influence of the heating medium temperature on the duration of soybean seeds drying in the semi logarithmic axes of coordinates: $V = 1,5$ m/s, $d = 10$ g/kg d. a.:
1 – 40°C; 2 – 50°C; 3 – 60°C

The soybean drying curves in the semi logarithmic axis of coordinates (fig. 6) indicate that the second phase consists of two parts with critical points of K_1 and K_2 . The lower the heating medium temperature, the later the critical points achieve their values and the slower is the process.

The analysis of the generalized drying modes curve indicates that all drying modes fall into one curve with errors not exceeding 10% (fig. 7).

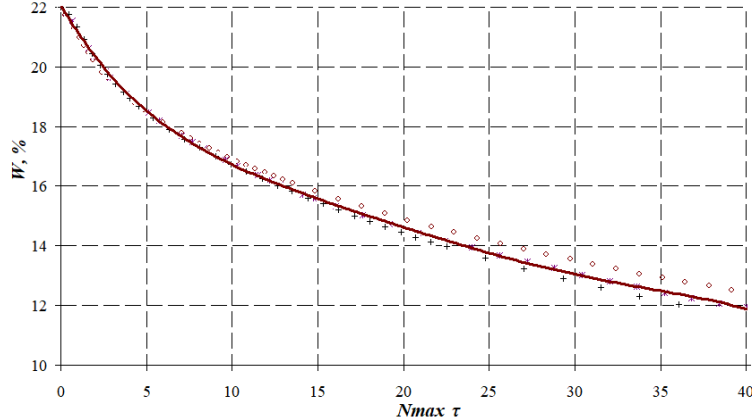


Fig. 7. Generalized soybean drying curves in the system of axis $W - N_{max} \tau$

We define relative and kinetic coefficients of drying on the basis of the formulas (5 - 10) and introduce them into the table 1.

Table 1

Relative and kinetic coefficients of soybean drying

Seed	Critical moisture range, %	Relative drying coefficients			Kinetic drying coefficients		
		χ^1	χ^2	χ^3	K_1	K_2	K_3
Soybean	20.94 – 17.38	0.012	-	-	0.006	-	-
	17.38 – 12.02	-	0.0052	-	-	0.0017	-

The total drying duration is calculated according to the formula (16) and aggregated into the table 2.

Table 2

Soybean drying duration	
Seed	Estimated drying duration, min
Soybean	$\tau = \frac{39.22}{N}$

Fig. 8 shows comparison of experimental τ_{exp} and estimated τ_{est} duration of soybean seeds drying under various drying modes.

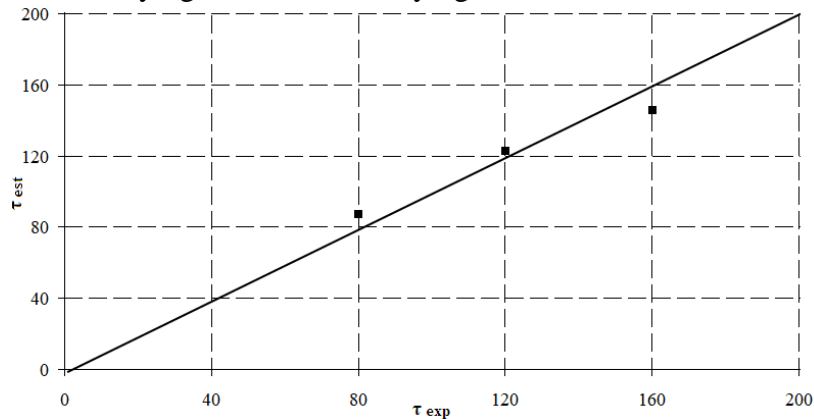


Fig. 8. Comparison of experimental and estimated duration of soybean seeds drying τ_{est} , τ_{exp}

The error between the experimental and estimated duration of drying doesn't exceed 10%.

4. Conclusions

We have done a number of research on the impact of three factors: the temperature of the heating medium, its flow velocity and initial moisture content of soybean. There is a substantial influence of heating medium temperature.

The developed drying modes allow for more effective drying of soybean seeds with higher quality of seed material. The most appropriate drying mode for soybean seeds is a two-step drying mode of 65/50°C. It is different from 50°C mode with its 23% increased process intensity while seedling vigor reaches 99%.

Theoretical studies allowed us to build general theoretical drying curve based on various drying modes as well as identify the overall duration of soybean seeds drying. The deviation between the researched and theoretical duration does not exceed 10%.

REFERENCES

[1]. G.M. Stankevich, T.V. Strakhova, V.I. Atanzevich, Drying of grain, Kiev, 1992.
 [2]. D.B. Broker, F.W. Bakker-Arkema, C.W. Hall, Drying cereal grains, Westport: AVI, 1974.

- [3]. *J.B. Franca Neto, A.A. Henning, F.C. Krzyzanowski*, Soybean seed drying, Seed production and technology for the tropics, In: EMBRAPA, Centro Nacional de Pesquisa de Soja, Tropical soybean: improvement and production, Rome: FAO, 1994, pp. 217-240.
- [4]. *A.H. Boyd*, Heated air drying of soybean (*Glycine max* (L.) Merrill) seed. 1974. 90f. Dissertation (Doctor of Philosophy) - Faculty of Mississippi State University, Mississippi State, 1974.
- [5]. *F.C. Krzyzanowski, S.H. West, J.B. Franca Neto*, Drying soybean seed using air ambient temperature at low relative humidity, *Revista Brasileira de Sementes*, Vol. 28, Iss. 2, 2006, pp. 77-83.
- [6]. *S Afrakhteh, E Frahmandfar, A. Hamidi, H. Ramandi*, Evaluation of Growth Characteristics and Seedling Vigor in Two Cultivars of Soybean dried under different Temperature and Fluidized bed dryer, *Intl J Agri Crop Sci*, Vol. 5 (21), 2013, pp. 2537-2544.
- [7]. Association of official seed analysts, Rules for Testing Seeds, *Journal of Seed Technology*, Beltsville, Vol. 6, Iss. 2, 1987, p. 126.
- [8]. *V Paziuk, Zn Petrova, O Chepeliuk*, Determination of rational modes of pumpkin seeds drying, *Ukrainian Food Journal*, Vol. 7, Iss. 1, 2018, pp. 135–150.
- [9]. *V.V. Krasnikov*, Conductive drying, Moscow, 1973.
- [10]. *V.M. Paziuk, M.V. Liubin, V.M. Yaropud, O.A. Tokarchuk, D.M Tokarchuk*, Research on the rational regimes of wheat seeds drying, *INMATEH - Agricultural Engineering*, Vol. 56, Iss. 3, pp. 39-48, Bucharest, 2018.
- [11]. *V.M. Paziuk, M.V. Liubin, V.M. Yaropud, O.A. Tokarchuk*, Research of rational modes of drying rape seed, *INMATEH - Agricultural Engineering*, Vol. 58, Iss. 2, pp. 303-310, Bucharest, 2019.
- [12]. *O.V. Tsurkan, O.O. Gerasimov, YA. Polyevoda, I.V. Tverdokhlib, T.I. Rimar, O.V. Stanislavchuk*, Kinetic features of vibrating and filtration dewatering of fresh-peeled pumpkin seeds, *INMATEH – Agricultural Engineering*, Vol. 52, Iss. 2, pp. 69-76, Bucharest, 2017.
- [13]. *B. Kotov, A. Spirin, R. Kalinichenko, V. Bandura, Y. Polievoda, I. Tverdokhlib*. Determination the parameters and modes of new heliocollectors constructions work for drying grain and vegetable raw material by active ventilation, *Czech Academy of Agricultural Sciences, Research in Agricultural Engineering*, Vol. 65, Iss. 1, pp. 20-24, Prague, 2019.